THIS DRAWING IS UNPUBLISHED.
VERTRAULICH UNVEROEFFENTLICHTE ZEICHNUNG
© COPYRIGHT 2022 BY TE CONNECTIVITY
RELEASED FOR PUBLICATION APR 2006
FREI FUER VEROEFFENTLICHUNG
ALL RIGHTS RESERVED.
ALLE RECHTE VORBEHALTEN.

MATED WITH:
PASSEND ZU: SEE NOTES

PROJEKT NR.
EGATN05327

REVISIONS
ANDERUNGEN

P	LTR	DESCRIPTION BESCHREIBUNG	DATE	DWN	APVD
	J3	NEW VARIANTS CODE E AND F ADDED	06DEC2017	MAH.	GILC
	J4	NEW VARIANT WITH AN OTHER MATERIAL RECESS	11DEC2018	FRAN	KRAU
	J5	Heavy Duty Sealed Connector Series abreviation added	11JAN2022	VNB	AW
	J6	UPDATED WEIGHT OF ASSY.	12APR2023	PS	AW

CODING A
Kodierung

PN 1-1418390-1/-2/-3

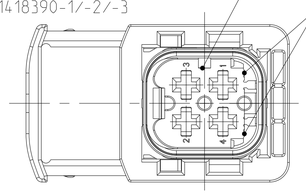

CODING B
Kodierung

PN 2-1418390-1/-2/-3

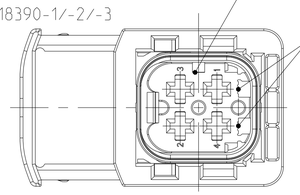

CODING C
Kodierung

PN 3-1418390-1/-2/-3

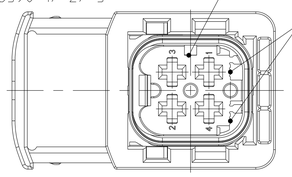

CODING D
Kodierung

PN 4-1418390-1/-2/-3

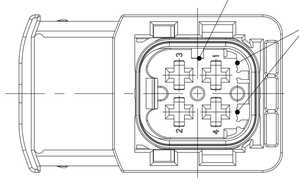

CODING E
Kodierung

PN 5-1418390-1

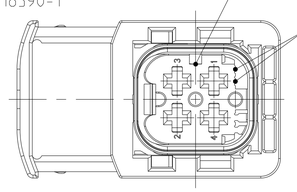

CODING F
Kodierung

PN 6-1418390-1

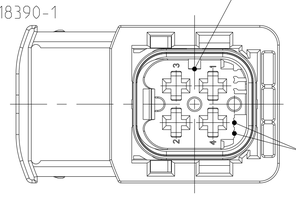

DELIVERY CONDITION:
Lieferzustand:

SECONDARY LOCKING AND SLIDE IN PRE-LOCKED POSITION
2. Kontaktsicherung und Schieber in Vorraststellung

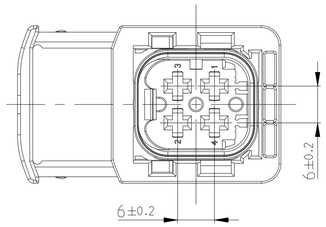

SLIDE IN LOCKED POSITION
Schieber in Verriegelungsposition

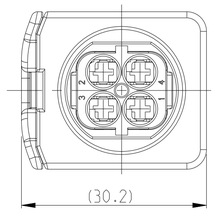

1 TE LOGO RELATED TO MOLDING TOOL
TE LOGO abhaengig vom Spritzgusswerkzeug

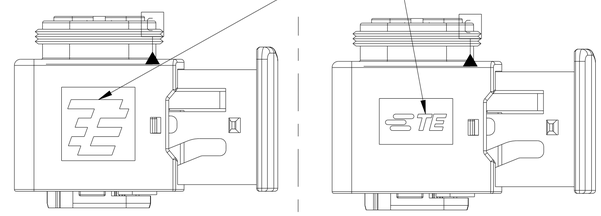

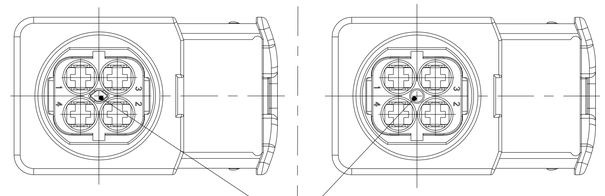

MATERIAL RECESS ON BOTH SIDES
RELATED TO MOULDING TOOL
Materialaussparung an beiden Seiten
abhaengig vom Spritzgusswerkzeug

SECTION A-A
Schnitt

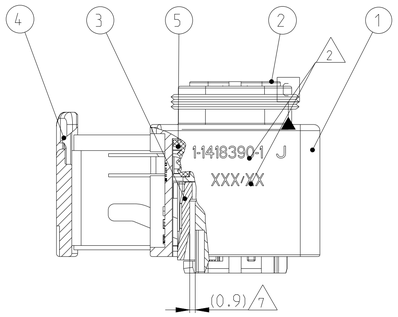

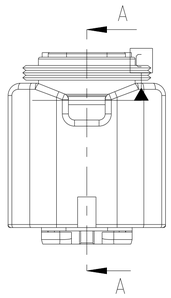

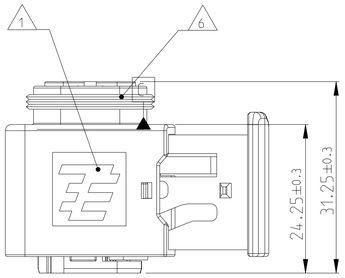

3POS. VERSION
3pol. Version

PN X-1418390-2

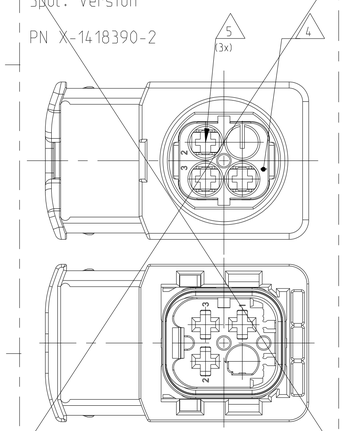

2POS. VERSION
2pol. Version

PN X-1418390-3

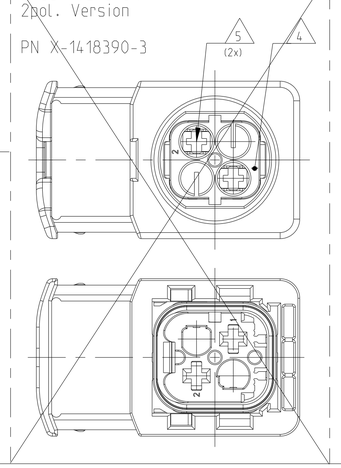

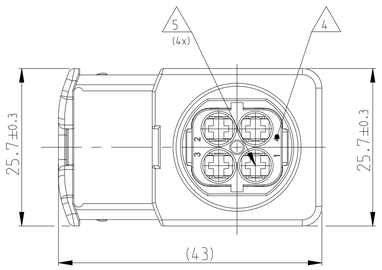

NOTES
Bemerkungen

1 TE LOGO
TE Logo

2 ASSY PN, PRODUCTION DATE (CALENDAR DAY/YEAR): MARKING OPTIONAL AS LASER ENGRAVING OR LASER WITH COLOR CHANGE
Assy PN, Produktionsdatum (Kalendertag/Jahr): Beschriftung wahlweise als Lasergravur oder Laser mit Farbumschlag

3 BULK PACKAGING IN CORRUGATED BOX
Schuettgut im Versandkarton

4 CAVITY NUMBERING
Kammer Bezeichnung

5 CAVITIES MATED WITH AMP MCP 2.8 SEE PRODUCT GROUP DRAWING
TE NO: 1355036
MAX. WIRE SIZE: 2.5mm² (AWG 12 TXL)

Kontaktkammern passend fuer AMP MCP 2.8
siehe Produktgruppenzeichnung
TE Nr: 1355036
max. Drahtgroessenbereich: 2.5mm² (AWG 12 TXL)

6 SUITABLE COVERS SEE PRODUCT GROUP DRAWING: 1563709
Passende Kappen siehe Produktgruppenzeichnung: 1563709

7 SLIDING DISTANCE OF SECONDARY LOCKING
Verschiebeweg der 2. Kontaktsicherung

8 FITS TO TE INTERFACE DRAWING 114-18739-1
Passend zur Ausfuehrungsvorschrift 114-18739-1

9 SUITABLE COUNTERPART SEE DRAWING: 1703808, 1703818
passendes Gegenstueck siehe Zeichnung: 1703808, 1703818

10 MALFUNCTION CAUSED BY LACQUER IS NOT COVERED BY TE WARRANTY.
Funktionsbeeinträchtigung durch Lackieren liegt nicht im Einfluss und Gewaehrleistungsumfang von TE.

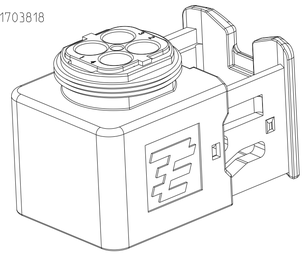

1-1418390-1 AS SHOWN
1-1418390-1 wie gezeigt

| TE ORDER-NO. TE Bestell-Nr. | REV. | NO. OF POS. Polzahl | CODE Kodierung | COLOR OF CVITY BLOCK Farbe des Kammerblocks | QUANTITY Stueck | | |