

THIS DRAWING IS UNPUBLISHED. RELEASED FOR PUBLICATION 2011
 © COPYRIGHT 2000 ALL RIGHTS RESERVED.

LOC	REV	P	LTR	DESCRIPTION	DATE	DWN	APVD
J	X		B4	REVISED	ECR-12-010554	11JUN2012	TS KB
			B5	REVISED	ECR-12-019260	07NOV2012	TS KB

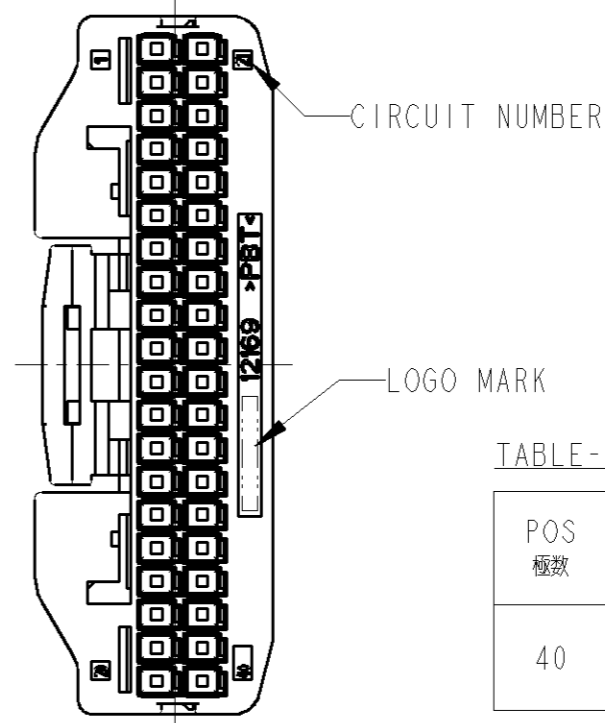
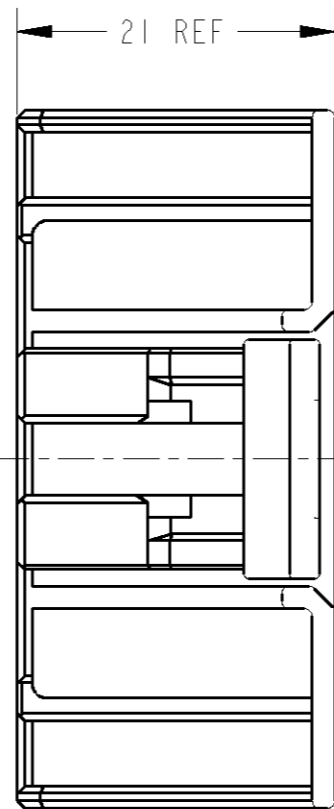
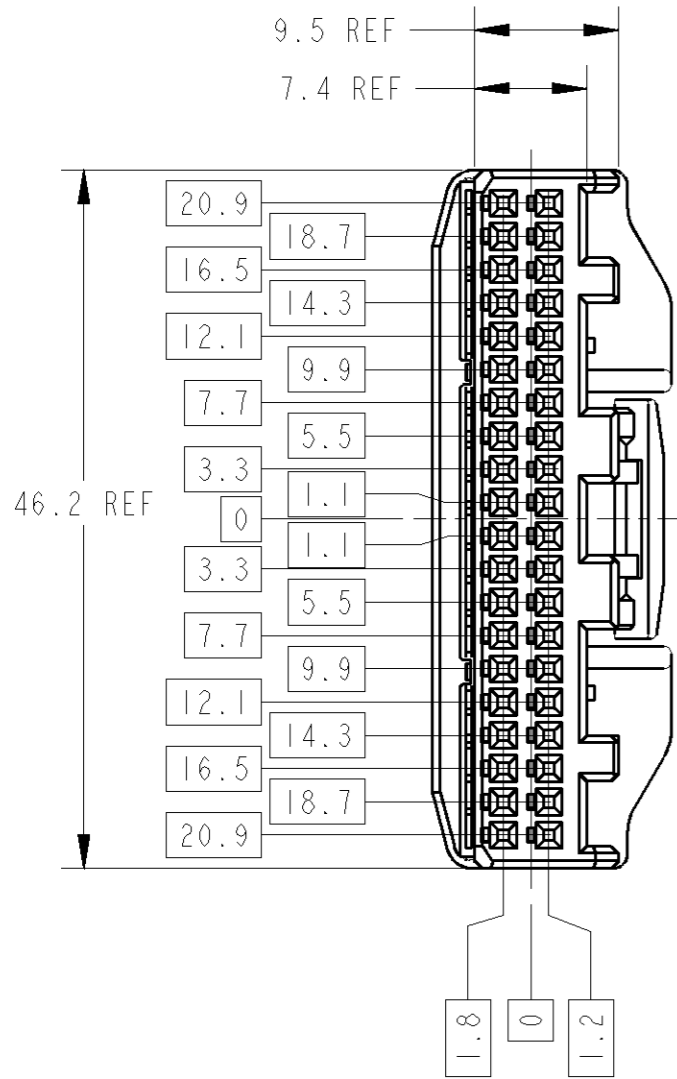
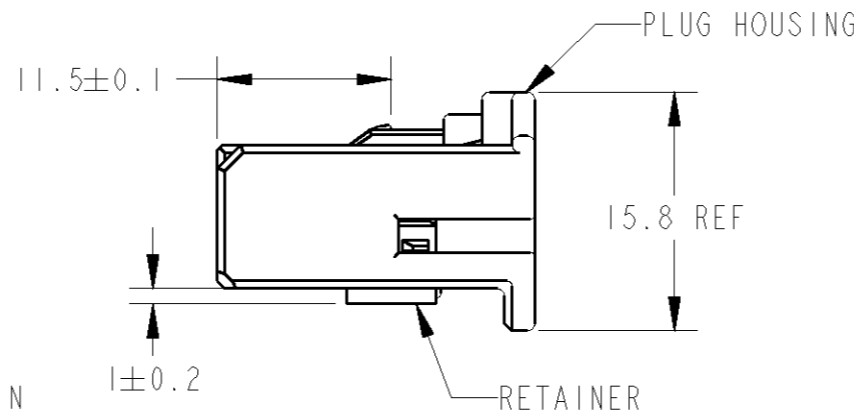


TABLE-1

POS 極数	CAP ASSEMBLY PART NO キャップ 型番	MOUNT TYPE 取付種類
40	1318384	H TYPE
	1376113	V-TYPE

TABLE-2

	TERMINAL NO 端子型番	APPLICABLE WIRE RANGE 適用電線
SIGNAL 025	TIN	1123343-1
	SELECTIVE GOLD	1123343-2



1. RETAINER SHOULD BE SET TO THE PRE- ASSEMBLY POSITION WITHIN THE PLUG HOUSING WHEN SHIPPED TO THE CUSTOMER
2. THE RETENTION LATCH OF THE RETAINER MUST BE OUT SIDE OF PLUG HOUSING WHEN PRE-ASSEMBLY
3. RETAINER RETENTION FORCE FROM HOUSING : 20N MIN
4. INSTRUCTION SHEET NO : 411-5928
5. PART NUMBER OF CAP HOUSING TO BE MATED : SEE TABLE -1
6. APPLIED TERMINAL : SEE TABLE -2

△.RETAINER IS THE SAME COLOR AS HOUSING.

1. プラグハウジングにリテーナーを仮止して出荷する
2. 仮係止時リテーナー突起がハウジングの外側に出ていること
3. プレートの仮係止保持力は 20N 以上
4. 取扱い説明書 NO : 411-5928
5. 嵌合相手型番は TABLE -1参照
6. 適用端子は TABLE -2参照

△.リテーナーはハウジング本体と同色とする。

SEE DRAWING 1318389-3			1318389-3
PAPER BOX ダンボール	PLASTIC BAG ビニール袋	BLACK △	1318389-2
PAPER BOX ダンボール	PLASTIC BAG ビニール袋	NATURAL △	1318389-1
OUTER 外装	INNER 内装	COLOR	PART NUMBER

THIS DRAWING IS A CONTROLLED DOCUMENT.		DWN N.YASUDA 08MAR00	TE Connectivity	
DIMENSIONS: 単位: 概 mm		CHK N.SAI 10MAR00		
TOLERANCES UNLESS OTHERWISE SPECIFIED: 一般公差 = ± 0.3		APVD N.SAI 10MAR00	NAME 名称 025 SERIES 40 POSITION PLUG HOUSING ASSEMBLY	
		PRODUCT SPEC 製品規格 108-5668	SIZE A3	
MATERIAL 材料 PBT		APPLICATION SPEC 取付適用規格 114-5250	CAGE CODE 00779	DRAWING NO 番号 C=1318389
FINISH 仕上 SEE TABLE		WEIGHT 5.56 g	RESTRICTED TO	
CUSTOMER DRAWING		SCALE 尺度 2:1	SHEET 1	OF 1
			REV B5	