© 2022 TE Connectivity. All Rights Reserved.
VERTRAULICHE UNVEROEFFENTLICHTE ZEICHNUNG

MATED WITH:
PASSEND ZU:
SEE NOTE 9

0-1703838-1 AS SHOWN
0-1703838-1 wie gezeigt

PROJEKT NR.: EGATN07246

REVISIONS
AENDERUNGEN

P	LTR	DESCRIPTION BESCHREIBUNG	DATE	DWN	APVD
	H	DETAILS SEE PCN E-11-009921	24MAY2011	DB	JG
	J	DETAILS SEE PCN E-14-006509,E-14-008262.	02MAY2014	KP	JG
	J1	GENERAL TOLERANCES CHANGED	16MAR2015	Ho.	Gilch
	J2	PCN-22-134411	23MAR2022	NS	AW

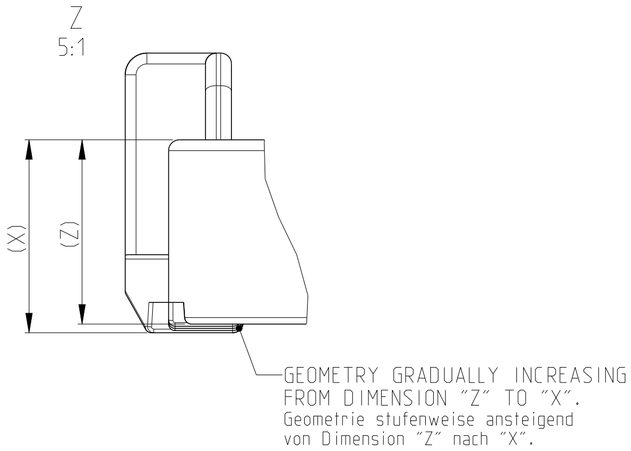

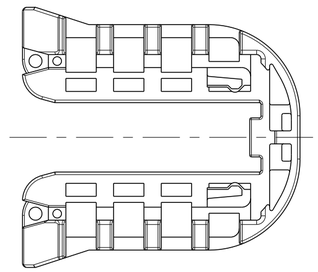

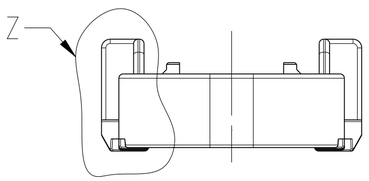

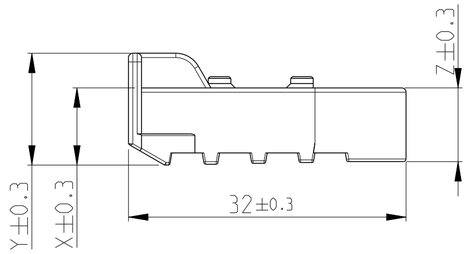

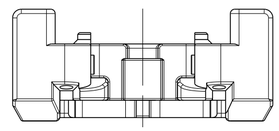

NOTES
Bemerkungen

1. TE Connectivity (TE) ORDER-NO.
   TE Connectivity (TE) Bestell-Nr.
2. PRODUCTION DATE
   Produktionsdatum
3. LETTER-INSERT FOR THE REVISION STATUS OF THE MOULD
   Schriftsatz fuer Aenderungszustand des Werkzeuges
4. MATERIAL MARKING ACCORDING TO VDA 260
   Werkstoffkennzeichnung nach VDA 260
5. BULK PACKAGING IN CORRUGATED BOX
   Schuettgut im Versandkarton
6. MOULD CAVITY MARKING
   Nestmarkierung
7. TE LOGO
   TE Logo
8. WARPAGE PERMITTED UP TO -1.5mm FROM NOMINAL SIZE
   Verzug zulaessig bis -1.5mm vom Nennmass
9. SUITABLE FOR TAB HOUSING WITH FLANGE GROUP A
   SEE PRODUCT GROUP DRAWING 1563709
   Passend zu Flachsteckergehaeusen mit Flansch der Gruppe A
   siehe Produktgruppenzeichnung 1563709
10. MARKING FOR SUITABLE SHEET METAL THICKNESS (NOMINAL SIZE)
    Kennzeichnung fuer passende Blechstaerke (Nennmass)

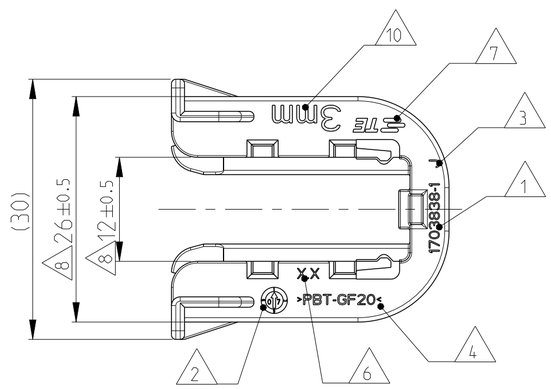

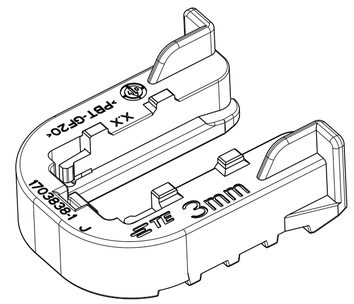

TE ORDER-NO. TE Bestell-Nr.	REV.	SHEET METAL THICKNESS Blechdicke	DIM X	DIM Y	DIM Z	MATERIAL	COLOUR Farbe	WEIGHT(g) Gewicht	DESCRIPTION Beschreibung	ITEM
0-1703838-6	J	3.5±0.1mm	8.4	12.4	8.0	PBT-GF20/V-0	GREY grau	4.1	Slide, FOR 3.5mm SHEET METAL Schieber, fuer Blech 3.5mm Dicke	6
-	-	1.5±0.1mm	-	-	-	PBT-GF20/V-0	-	-	Slide, FOR 1.5mm SHEET METAL Schieber, fuer Blech 1.5mm Dicke	5
-	-	1.0±0.1mm	-	-	-	PBT-GF20/V-0	-	-	Slide, FOR 1.0mm SHEET METAL Schieber, fuer Blech 1.0mm Dicke	4
-	-	4.0±0.1mm	-	-	-	PBT-GF20/V-0	-	-	Slide, FOR 4.0mm SHEET METAL Schieber, fuer Blech 4.0mm Dicke	3
0-1703838-2	J	2.5±0.1mm	9.4	13.4	9.0	PBT-GF20/V-0	RED rot	4.4	Slide, FOR 2.5mm SHEET METAL Schieber, fuer Blech 2.5mm Dicke	2
0-1703838-1	J	3.0±0.1mm	8.9	12.9	8.5	PBT-GF20/V-0	YELLOW gelb	4.3	Slide, FOR 3.0mm SHEET METAL Schieber, fuer Blech 3.0mm Dicke	1

THIS DRAWING IS A CONTROLLED DOCUMENT.
DIESES ZEICHNUNGSDOKUMENT WIRD DURCH AMP INCORPORATED KONTROLLIERT.
AENDERUNGEN, DIE DEM TECHNISCHEN FORTSCHRITT DIENEN, SIND VORBEHALTEN.
DEN JEWEILS LETZTGUELTIGEN AENDERUNGSSTAND ERFAHREN SIE AUF ANFRAGE.

DIMENSIONS: MASSEINHEITEN: mm

TOLERANCES UNLESS OTHERWISE SPECIFIED: ALLGEMEINTOLERANZEN ACC. TO DIN 16901-140
0 PLC ±
1 PLC ± -
2 PLC ± -
3 PLC ± -
4 PLC ±
ISO 8015
ANGLES/WINKEL ± 1°

MATERIAL: SEE TABLE material_2
FINISH/OBERFLAECHE/FARBE: SEE TABLE finish_spec_2

DWN 12JUN2007 C. Goetz
CHK 13JUN2007 J. Granzow
APVD 14JUN2007 C. Eberwein
PRODUCT SPEC PRODUKTSPEZ. 108-94020
APPLICATION SPEC VERARBEITUNGSSPEZ. 114-18756
WEIGHT GEWICHT SEE TABLE

TE Connectivity

NAME
SLIDE, TAB HOUSING
Schieber, Flachsteckergehaeuse
HEAVY DUTY SEALED CONNECTOR SERIES - GROUP A
J2

SIZE A2 | CAGE CODE 00779 | DRAWING NO ZEICHNUNGS-NR. C-1703838 | RESTRICTED TO NUR FUER -

CUSTOMER DRAWING /KUNDENZEICHNUNG | SCALE MASSSTAB 2:1 | SHEET BLATT 1 OF VON 1 | REV J2