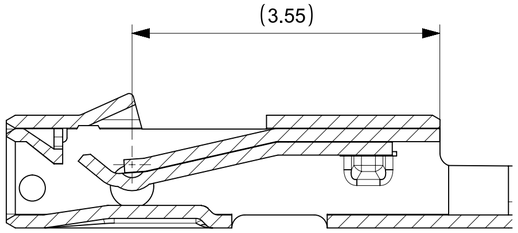

SECTION X-X
SCALE 20:1

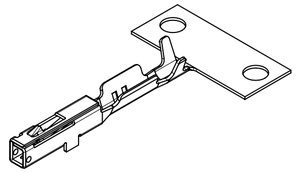

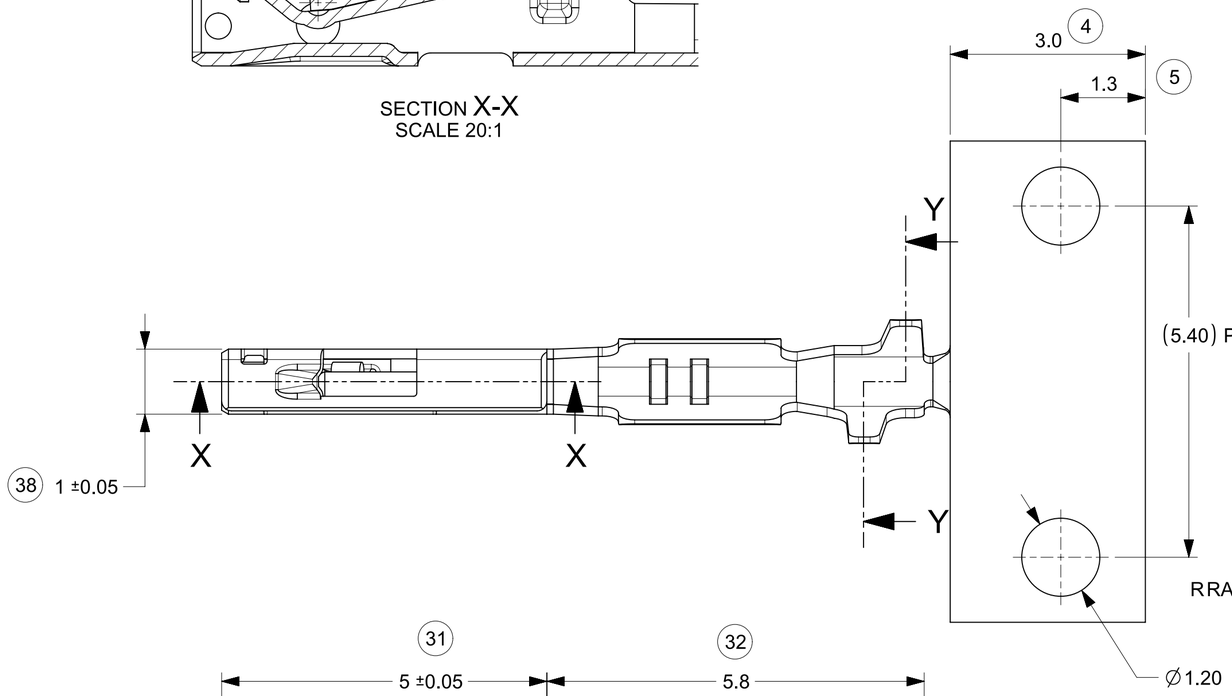

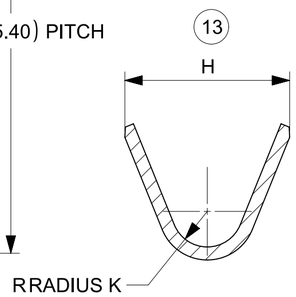

SECTION Y-Y
SCALE 20:1

NOTES: (UNLESS OTHERWISE SPECIFIED)

1. MATERIAL: COPPER ALLOY
2. PLATING: SEE TABLE 1
3. PACKAGING PER 313025040
4. CRIMPING PER AS-560023-001
5. PROBING THE CONTACT INTERFACE OF THE TERMINAL OR AT ANY POINT ON THE TERMINAL BEAM IS NOT PERMITTED.

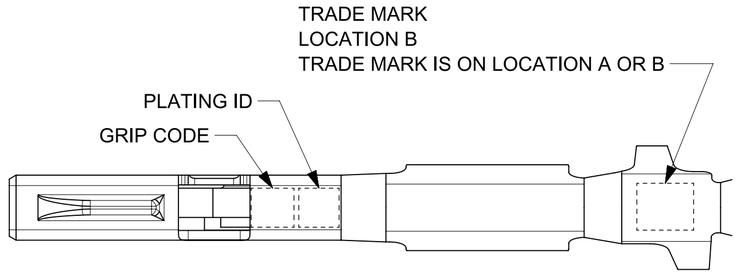

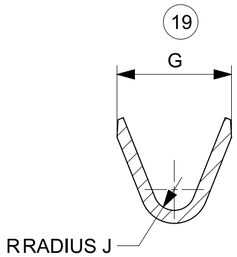

SECTION Z-Z
SCALE 20:1

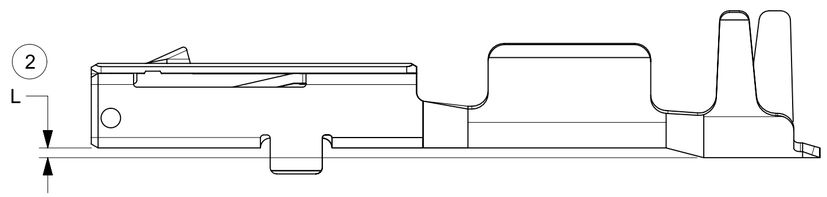

LARGE GRIP SHOWN

TABLE 1

PART NUMBERS		Plating	STATUS	GRIP CODE	WIRE GAGE mm²	INSULATION MAX O.D. mm	DIM G	DIM H	DIM J	DIM K	DIM L	DIM M	DIM N	DIM P
D-WIND (LEFT PAYOFF) DEFAULT	B-WIND (RIGHT PAYOFF)						+0.20 -0.15	±0.20	±0.10	±0.20	±0.05	±0.10	±0.10	REF
560023-0721	560023-0723	Sn	SALEABLE	M	0.22	1.05	1.65	2.25	0.45	0.47	0.00	2.00	2.4	1.4
560023-0744	560023-0745			S	0.13	1.05	1.32	1.90	0.24	0.41	0.00	2.50	2.2	1.1
560023-0748	560023-0750			L	0.35	1.40	1.65	2.35	0.40	0.68	0.15	2.50	2.2	1.1
560023-0844	560023-0845	Au	SALEABLE	S	0.13	1.05	1.32	1.90	0.24	0.41	0.00	2.50	2.2	1.1
560023-0848	560023-0850			L	0.35	1.40	1.65	2.35	0.40	0.68	0.15	2.50	2.2	1.1

THIS DRAWING CONTAINS INFORMATION THAT IS PROPRIETARY TO MOLEX ELECTRONIC TECHNOLOGIES, LLC AND SHOULD NOT BE USED WITHOUT WRITTEN PERMISSION

FUNCTIONAL SYMBOLS
FA = 0
FC = 0
FP = 0
DIVISIONAL SYMBOLS

DIMENSION UNITS: mm
SCALE: 15:1
GENERAL TOLERANCES (UNLESS SPECIFIED)
ANGULAR TOL ± 0.5°
4 PLACES ±
3 PLACES ±
2 PLACES ± 0.100
1 PLACE ± 0.10
0 PLACES ±
DRAFT WHERE APPLICABLE MUST REMAIN WITHIN DIMENSIONS

CURRENT REV DESC:

STATUS: Production
DRWN: Shinsuke Shibata 2023-06-19
CHK'D: Masayuki Unemoto 2023-06-29
APPR: Takashi Iida 2023-06-30

THIRD ANGLE PROJECTION
DRAWING: A2-SIZE
SERIES: 560023

molex

CTX50 OPTIMIZED REC TERMINAL UNSEALED

PRODUCT SALES DRAWING

DOCUMENT NUMBER	DOC TYPE	DOC PART	REVISION
5600230800	PSD	000	A2

MATERIAL NUMBER
CUSTOMER
SHEET NUMBER 1 OF 1

FORMAT: 2D_PS_SIZE-A2
REVISION: A
DATE: 2022-8-29