SYMBOL DEFINITION			MISSING SYMBOLS
A DIMENSION WITHOUT AN INSPECTION REPORT SYMBOL [ ] DOES NOT REQUIRE INSPECTION. IT MAY BE CONTROLLED ON THE INDIVIDUAL COMPONENT DRAWING.	TOTAL NO OF INSPECTIONS REQUIRED	17	NO MISSING SYMBOL NUMBER
	LAST NO. USED	17	

DATE	DWG STATUS STS	REC	N/P	OB	ZONE	REVISION HISTORY	AUTH	DR	APVD 1	APVD 2
30JL02	R	15	-	-		CLEANED REV COLUMNS ALL PARTS - REDRAWN TO PD & UPDATED PDM ATTRIBUTES	226419	LDA	JAA	TTP
05FE03	R	16	-	-		REVISED NOTE SYMBOL 274 IN TOD	236543	LMB	LMB	SCH
22JL03	R	17	-	-		ADDED DIM 2.7596.1 FOR SPRING BACK	243779	RH	RH	SCH
24SE04	R	18	-	-		ADDED TERMINAL I.D. NOTE	259675	MDH	AUG	MKM
08FE05	R	19	-	-		1.35206.35 - RELEASED	263660	MM	MM	JS
03AU06	R	10	-	-		ALL PARTS - ADDED SEALING INFORMATION TO CHART	283648	KGB	CJP	JAS
28FE07	R	11	-	-		1.35206.35 - 1.2 - 2.45 WAS 3.2 TO DIA. COLUMN IN CHART	490654	ETS	JNL	JAS
28DC08	R	12	-	-		ALL PARTS - UPDATED MAT'L CALLOUT	496597	MAD	MRV	MAD
25MR10	R	13	-	-		ALL PARTS - UPDATED PDM ATTRIBUTES	410187	ARC	ARC	MAC
23NO10	R	14	-	-		ALL PARTS - UPDATED MATERIAL CALLOUT ADDED PLATING NOTE, ADDED CONTACT AREA & CRIMP AREA COLUMNS ON CHART	412598	MRV	MRV	MRV
26AP12	R	15	-	-		ALL PARTS - ADDED "PREFERRED MAT'L SIZE" COLUMN & "ALTERNATIVE MAT'L SIZE" AND "MAT'L SIZE" ON CHART	417835	JRL	JRL	DAF

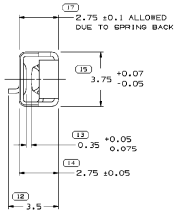

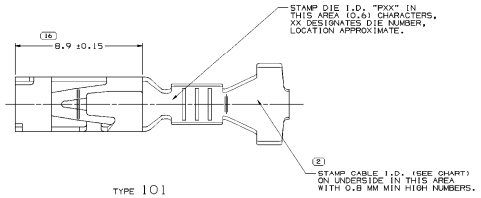

TYPE 101

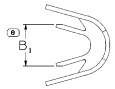

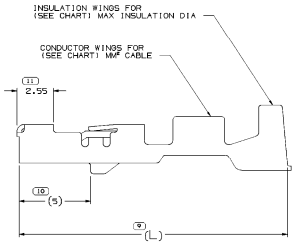

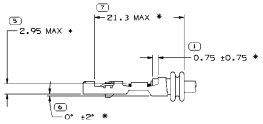

2 RIB SEAL POSITION REF
AND TERMINAL & CABLE ALIGNMENT

SCALE 5:1

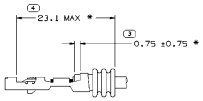

3 RIB SEAL POSITION REF

SCALE 5:1

NOTES

1. UNLESS OTHERWISE SPECIFIED AND/OR INDICATED:

   DIMENSIONS ARE TO FACE OF VIEW SHOWN AND AUTOMATICALLY ROUNDED BY COMPUTER FOR INSPECTION (SEE MATH MODEL FOR PRECISE DIMENSIONS). FOR ALL OTHER DIMENSIONS NOT SHOWN BUT REQUIRED FOR TOOL BUILD, SEE MATH MODEL FOR PRECISE TOOL PATH DATA.

2. REFERENCE MATING COMPONENTS OR EQUIVALENT:

   TERMINAL 15304727

3. * DENOTES DIMENSIONS MADE AT CUT OFF AND CRIMP DIE.

4. DO NOT PROBE, TEST OR OTHERWISE CONTACT THE INTERIOR REGION (THE SPRING OR ANY MOVING PART) OF THIS TERMINAL. SEVERE DAMAGE CAN OCCUR, COMPROMISING THE PERFORMANCE OF THE ELECTRICAL INTERFACE.

5. PLATING TYPE:
   1. REFLOW TIN 1.9-3.3 MICROMETERS THICK WITH A COPPER UNDERPLATE 0.5 MICROMETER TO 1.0 MICROMETER THICK.

   PLATING TYPE INFORMATION SHOWN ABOVE IS REFERENCE ONLY. PLATING REQUIREMENTS ARE CONTAINED IN APPLICABLE MATERIAL SPECIFICATION.

PART NO	REV	N/P	STATUS	PREFERRED MAT'L SIZE (PLATED)	ALTERNATIVE MAT'L SIZE (PLATED)	MAT'L SPEC	SIZE (MM²) (CABLE)		DIA (CABLE)	TYPE	$B_{1\,\pm 0.5}$	(L)	TYPICAL SEALING CAVITY CONFIG.	CONTACT AREA PLATING TYPE (SEE NOTE 5)	CRIMP AREA PLATING TYPE (SEE NOTE 5)
15304717	E9	-	RESTRICTED	0.3 X 26.7)	0.3 X 27.38	COPPER ALLOY	1.5 - 2.5	14	3 - 2.2	101	3.75	18.9	5.2 DIA. ROUND	1	1
15304716	E9	-	RESTRICTED	0.3 X 26.7)	0.3 X 27.38	COPPER ALLOY	0.75 - 1	17	2.25 - 1.7	101	2.65	18.9	5.2 DIA. ROUND	1	1
15304715	E9	-	RESTRICTED	0.3 X 26.7)	0.3 X 27.38	COPPER ALLOY	0.35 - 0.5	21	1.85 - 1.2	101	2.1	18.9	5.2 DIA. ROUND	1	1
1.35206.35	Q1	AF	RESTRICTED	0.3 X 26.7)	0.3 X 27.38	COPPER ALLOY	2 - 3	13	3.2 - 2.45	101	4	18.9	5.2 DIA. ROUND	1	1

DRAWING TYPE: PART DRAWING

STYLE

VOLUME (CM³)

DRAWN CMM

UNLESS OTHERWISE SPECIFIED

THIRD ANGLE PROJECTION

DO NOT SCALE

USE MATH DATA

DELPHI

DELPHI PACKARD ELECTRICAL/ELECTRONIC ARCHITECTURE
WARREN, OH

DR		DATE
APVD1	C. MARGRAVE	04FE98
APVD2	C. MARGRAVE	04FE98
APVD3	S. C. HSIEH	20FE98
APVD4		
APVD5		

SUBSTANCES OF CONCERN: NONE RECORDED
COPYRIGHT FOR DELPHI (WARREN)

MATERIAL: SEE CHART

DRAWING NAME: TAXI TERM F GT 280 SEALED

DRAWING NUMBER: 15336713

SIZE	SCALE	FRAME NO	SHEET NO	QTY	REV	NTP
A0	10:1	1	1 OF 1	1	R 15	-