SYMBOL DEFINITION		
A DIMENSION WITHOUT AN INSPECTION REPORT SYMBOL [ ] DOES NOT REQUIRE INSPECTION. IT MAY BE CONTROLLED ON THE INDIVIDUAL COMPONENT DRAWING.	TOTAL NO OF INSPECTIONS REQUIRED	10
	LAST NO. USED	10

MISSING SYMBOLS
NO MISSING SYMBOL NUMBER

DWG STATUS DATE	STS	REC	N/P	CHG	ZONE	REVISION HISTORY	AUTH	DR	APVD 1	APVD 2
02AU99	R	001	-	-	--	CLEARED REV COLUMN & REVISED PACKAGING DETAILS	195737	CPW	JHV	RJ
04FE00	R	002	-	-		UPDATED PDM ATTRIBUTES	198936	JTV	JAW	RJ
04FE00	R	003	-	-		15359001 & 15359002 - RELEASED	200635	JTV	JAW	RJ
26APR0	R	004	-	-		UPDATED PDM ATTRIBUTES	230791	WRC	WRC	RJ
08AU00	R	005	-	-		REVISED ALL PARTS - ADDED NOTE #3	292594	JHH	JHH	DJ
22MR05	R	06	-	-		15359001 - UPDATED PDM ATTRIBUTES ALL PARTS - ADDED COMM & PIN IN CHART, ADDED NOTE #4. REVISED NOTE #2	266170	TAI	TAI	ABL
07DE05	R	07	-	-		15359001 - UPDATED PDM ATTRIBUTES	275453	DAD	DAD	CJF
07AP09	R	08	-	-		12176828 & 12176829 - RESTRICTED & ADDED "RESTRICTED USAGE" AND "REPLACED BY" COLUMNS FROM CHART	497810	ESC	JAM	MGC
09DC09	R	09	-	-		12176828 & 12176829 - OBSOLETE	499163	FBF	ERM	FBF
09SE10	R	10	-	-		ALL ACTIVE PARTS - REDRAWN	411744	KGM	JAW	FRC

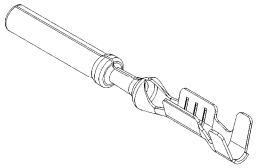

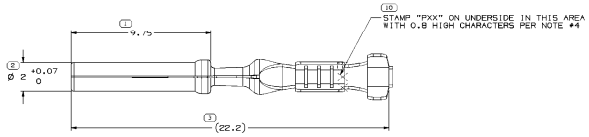

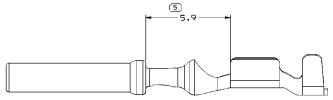

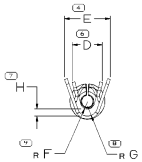

NOTES

1. UNLESS OTHERWISE SPECIFIED AND/OR INDICATED:

   DIMENSIONS ARE TO FACE OF VIEW SHOWN AND AUTOMATICALLY ROUNDED BY COMPUTER FOR INSPECTION (SEE MATH MODEL FOR PRECISE DIMENSIONS). FOR ALL OTHER DIMENSIONS NOT SHOWN BUT REQUIRED FOR TOOL BUILD, SEE MATH MODEL FOR PRECISE TOOL PATH DATA.

2. REFERENCE MATING COMPONENTS OR EQUIVALENT:
   SEE CHART

3. TERMINAL MUST FIT A MAX Ø2.54 MM GAGE HOLE 12 MM DEEP AFTER CRIMPING.

4. "PXX" INDICATES "P" PLUS LAST TWO DIGITS OF MAKE DIE SERIES NUMBER (PD1, PD2, PD3, ETC).

PART NO	REV	N/P	STATUS	RESTRICTED USAGE	REPLACED BY	MAT'L SIZE	MAT'L SPEC	CABLE		D	E	Fmax	Gmax	Hmax	CONN	PIN
15359002	01	AC	-	-	-	0.2 X 36.5	METL NONFERROUS C42500 1/2 HD	0.8	18	2.04 ±0.08	2.5 ±0.2	3.2 ±0.2	0.5	0.7	0.5	12129025	12092396
15359001	01	AE	-	-	-	0.2 X 36.5	METL NONFERROUS C42500 1/2 HD	0.75 - 0.5	21	1.92 ±0.08	2.1 ±0.2	3.2 ±0.2	0.5	0.7	0.5	12129025	12092396
A 12176829	EB	-	OBSOLETE	RESTRICTED	15359002	0.2 X 36.5	METL NONFERROUS C42500 1/2 HD	0.8	18	2.04 ±0.08	2.5 ±0.2	3.2 ±0.2	0.5	0.7	0.5	12129025	12092396
12176828	EB	-	OBSOLETE	RESTRICTED	15359001	0.2 X 36.5	METL NONFERROUS C42500 1/2 HD	0.75 - 0.5	21	1.92 ±0.08	2.1 ±0.2	3.2 ±0.2	0.5	0.7	0.5	12129025	12092396
								SIZE (MM²)	ID	DIA							

PROGRAM INSPECTION STANDARDS: DIMENSIONS ENCLOSED IN [ ] INDICATE CRITICAL TO FUNCTION (CTF) AS PER "CLEARANCE LIMITS AND DEVIATIONS"

DIMENSIONAL RANGE (MM): SHORT C FROM 0 TO 3 — > 12

TOLERANCE UNLESS OTHERWISE SPECIFIED ISO 2768 FINE

FINISH OR TOLERANCE CP

REFERENCE

THIRD ANGLE PROJECTION

DO NOT SCALE

USE MATH DATA

NX

DELPHI

DELPHI PACKARD ELECTRICAL/ELECTRONIC ARCHITECTURE
WARREN, OH

		DATE
DR	CLAUDIA WILER	06AU99
APVD1	JOSE HUERTA	06AU99
APVD2	JOSE HUERTA	06AU99
APVD3		
APVD4		
APVD5		

SUBSTANCES OF CONCERN AND RECYCLED CONTENT PER DELPHI (GMNA00)

MATERIAL: SEE CHART

DRAWING NAME: TAXI TERM F MIC/P 100M

DRAWING NUMBER: 12176830

SIZE	SCALE	TRACE NO	SHEET NO	REV	N/P
AD	10:1	1 OF 1	1 OF 1	R	10 -

DWG TYPE: PART DRAWING

STYLE

VOLUME (CM³)

SCREW CONN

UNLESS OTHERWISE SPECIFIED
THIS DOCUMENT IS IN ACCORDANCE WITH GMNA 110.7AA (PRN 1999) AND GMNA 110.7AB (PRN 1999) AND CONTAINS NO TRADE SECRET, PROPRIETARY OR CLASSIFIED INFORMATION OF RELEVANCE TO, BY OR OWED BEFORE/ERLY PROPRIETARY OF DATUM REFERENCED.

ALL DIMENSIONS ARE IN MILLIMETERS