SYMBOL DEFINITION		
A DIMENSION WITHOUT AN INSPECTION REPORT SYMBOL ( ) DOES NOT REQUIRE INSPECTION. IT MAY BE CONTROLLED ON THE INDIVIDUAL COMPONENT DRAWING.	TOTAL NO OF INSPECTIONS REQUIRED	8
	LAST NO. USED	8

MISSING SYMBOLS
NO MISSING SYMBOL NUMBER

DWG STATUS DATE	STS	REC	N/P	DIB	ZONE	REVISION HISTORY	AUTH	DR	APVD 1	APVD 2
11JL01	R	01	-	-		ALL ACTIVE PARTS - REVISED GRAPHICS	213315	PVP	PVP	JH
17JL03	R	02	-	-		I2020156 - PCB ECN 211315 REV LEVEL L2 SHOULD BE N1, CORRECT REV LEVEL TO H2	243633	JYD	JYD	JH
01AU06	R	03	-	-		I2020156, I2013997 & I2066614 - MAT'L SPEC WAS PISMEIO	283052	MDH	JAY	MKN
18FE15	R	04	-	-		I2176854 - ADDED TARNISH INFO NOTE	428077	KBH	JNJ	JSH
02SE16	R	05	-	-		ALL ACTIVE PARTS - UPDATED GRAPHICS TO "Pix" INSTEAD OF "PED"	434044	JNM	JNM	LES
24AU17	R	06	-	-		I2176854 - UPDATED PDM ATTRIBUTES	437588	KBH	KBH	LB

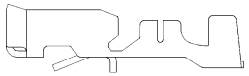

TYPE 102
SAME AS TYPE 101
EXCEPT AS SHOWN

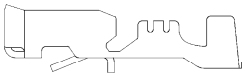

TYPE 103
SAME AS TYPE 101
EXCEPT AS SHOWN

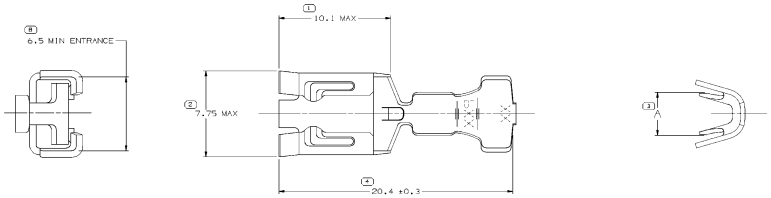

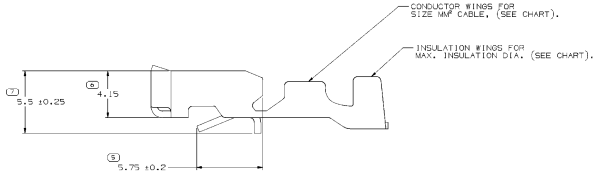

TYPE 101

NOTES

1. UNLESS OTHERWISE SPECIFIED AND/OR INDICATED:

   DIMENSIONS ARE TO FACE OF VIEW SHOWN AND AUTOMATICALLY ROUNDED BY COMPUTER FOR INSPECTION (SEE MATH MODEL FOR PRECISE DIMENSIONS). FOR ALL OTHER DIMENSIONS NOT SHOWN BUT REQUIRED FOR TOOL BUILD, SEE MATH MODEL FOR PRECISE TOOL PATH DATA.

2. RECOMMENDED MATING BLADES - (1) METRI-PACK (0.86/0.79 THK. X 6.38/6.22 WIDE)
   (2) AUTOFUSE (0.69/0.61 THK X 5.355/5.11 WIDE)

3. THIS PART FOR DIAGNOSTIC INDUSTRY APLICATIONS.

4. DO NOT PROBE, TEST OR OTHERWISE CONTACT THE INTERIOR REGION ITHE SPRING OR ANY MOVING PARTS OF THIS TERMINAL. SEVERE DAMAGE CAN OCCUR, COMPROMISING THE PERFORMANCE OF THE ELECTRICAL INTERFACE.

5. FOR TERMINALS PACKAGED & STORED IN THE APPROVED MANNER, TARNISH ON SILVER PLATED SURFACES WILL NOT AFFECT THE PERFORMANCE OF THE PART.

PART NO	REV	N/P	MAT'L SIZE	MAT'L SPEC	PART NO	REV	N/P	MAT'L SIZE	MAT'L SPEC	SIZE MM²	ID	DIA	TYPE
UNPLATED					PLATED					CABLE			
					I2176854	A5	-	0.406 X 35.71	AG PLATED COPPER ALLOY	5 - 3	11	4.48-2.74	102 4.6
I2066502	A	-	0.406 X 35.71	COPPER ALLOY	I2020156	K4	-	0.406 X 35.71	TIN PLATED COPPER ALLOY	0.8 - 0.5	19	2.13-1.87	103 3.2
I2066503	B	-	0.406 X 35.71	COPPER ALLOY	I2066614	A3	-	0.406 X 35.71	TIN PLATED COPPER ALLOY	2 - 1	15	3.97-3.14	102 3.7
I2066504	B	-	0.406 X 35.71	COPPER ALLOY	I2013997	E4	-	0.406 X 35.71	TIN PLATED COPPER ALLOY	3	12	3.68-2.94	102 4.6
					I2066452	H	-	0.406 X 35.71	TIN PLATED COPPER ALLOY	2 - 1	15	3.97-3.14	101 3.7

DIMENSIONS ARE ONES IN 2 INDICATE ALLOWABLE DEVIATION IN AN TOLERANCE LIMITS ARE DEVIATIONS.	
DIMENSIONAL RANGE (MM)	CLASS C
FROM TO	0 >12
TOLERANCE UNLESS OTHERWISE SPECIFIED	±0.2
FINISH TOLERANCE (Z)	

THIRD ANGLE PROJECTION

DO NOT SCALE

USE MATH DATA

NX

THE DRAWING FORMATS FOR NUMBER INDICATES THAT PHYSICAL PARTS ARE NOT AVAILABLE FOR ORDERING.

PART NUMBERS THAT DO NOT HAVE A LINE PRESENT INDICATE THAT PHYSICAL PARTS ARE AVAILABLE FOR ORDERING.

CONTACT DELPHI SALES TO ASSURE AVAILABILITY OF PARTS.

DWG TYPE: PART DRAWING

STYLE

VOLUME (CM³)

SCHEM DWG

UNLESS OTHERWISE SPECIFIED
THIS DOCUMENT IS TO BE HANDLED WITH CARE (IA-NA-1)
THIS DOCUMENT IS THE PROPERTY OF DELPHI ELECTRONIC HOLDINGS (DEH). DISCLOSURE TO THIRD PARTIES OR RETURN BY BY BYRER WRITTEN PERMISSION OF DEHUM REQUESTED.

ALL DIMENSIONS ARE IN MILLIMETERS

REFERENCE

MATERIAL
SEE CHART

DRAWING NAME
TAXI TERM F M/P 630

DRAWING NUMBER
12020155

SIZE	SCALE	TRANS MT	SHEET NO	TOTAL	REV	N/P
A0	B1	1	1 OF 1	1 OF 3	R	06 -

DELPHI
DELPHI PACKARD ELECTRICAL/ELECTRONIC ARCHITECTURE

COPYRIGHT 1998 DELPHI PACKARD ELECTRIC SYSTEMS
ALL RIGHTS RESERVED.
THIS DRAWING IS THE PROPERTY OF DELPHI PACKARD ELECTRIC SYSTEMS. IT CONTAINS DETAILED CONFIDENTIAL INFORMATION. THE INFORMATION CONTAINED IN THIS DRAWING IS THE PROPRIETARY INFORMATION OF DELPHI PACKARD ELECTRIC SYSTEMS AND SUBMITTED IN CONFIDENCE WITH THE UNDERSTANDING THAT IT WILL NOT BE REPRODUCED OR DISCLOSED TO OTHERS WITHOUT EXPRESS AUTHORIZATION. IT IS PROPRIETARY.

		DATE
DR		
APVD1	J. KRAUSE	15APR98
APVD2	D. STEELE	14APR98
APVD3	S. SMALDINO	21APR98
APVD4		
APVD5		

SUBSTANCES OF CONCERN AND RECYCLED
COPYSET FOR DELPHI (REVISED)