SYMBOL DEFINITION		
A DIMENSION WITHOUT AN INSPECTION REPORT SYMBOL (__) DOES NOT REQUIRE INSPECTION. IT MAY BE CONTROLLED ON THE INDIVIDUAL COMPONENT DRAWING.	TOTAL NO OF INSPECTIONS REQUIRED	7
	LAST NO. USED	9

MISSING SYMBOLS
5-6

DWG STATUS DATE	STG	REV	N/P	CHG	ZONE	REVISION HISTORY	AUTH	DR	APVD 1	APVD 2
21JA02	R	01	-	-		CLEARED REVISION COLUMN AND ALL PARTS - REVISED GRAPHICS	213978	AMG	AMG	JL
10JN05	R	02	-	-		ADDED PROBING NOTE	269172	AKJ	AKJ	WTM
10OC05	R	03	-	-		15324339 & 15324340 - UPDATED PDM ATTRIBUTES	273333	JBD	AUG	EJH
18JA06	R	04	-	-		15324339-41 - UPDATED MAT'L SPEC & REVISED CABLE O.D 13572757, 13572763-64 - RELEASED	276448	JTV	AUG	WTM
02FE06	R	05	-	-		13572764 - CABLE GAGE ID WAS 10, ADDED 3 TO CABLE SIZE & UPDATED PDM ATTRIBUTES; 13572757 & 13572763 - UPDATED PDM ATTRIBUTES	276999	JTV	AUG	WTM
10MR06	R	06	-	-		15324339 & 15324341 - UPDATED PDM ATTRIBUTES	276499	JTV	AUG	JS
16MR06	R	07	-	-		ALL PARTS - REMOVED DIM(S) 5 & 6, ADDED DIM(S) 7, 8 & 9 FROM TOD; 13572764 - UPDATED CABLE DIA	278352	CCV	FKV	WTM
01AP09	R	08	-	-		ALL PARTS - UPDATED PDM ATTRIBUTES	407701	JTZ	FKV	WTM
16OC09	R	09	-	-		ALL PARTS - UPDATED PDM ATTRIBUTES; 13791853 - RELEASED AND ADDED VIEW TYPE 102	409229	HCG	AUG	WTM
21DE09	R	10	-	-		13791853 - DIM E WAS 5.8, CABLE SIZE WAS 4 - 6	409673	JAR	JAR	WTM
11MY10	R	11	-	-		13572764 - CABLE DIA WAS 3-5.33; 13791853 - CABLE DIA WAS 3.49-5.24	410798	JTZ	JTZ	WTM
28JL11	R	12	-	-		13572764 - ADDED CRIMPED ONTO 5 MM² NOTE	414952	JCF	JVM	WTM
18JL13	R	13	-	-		33106900 - RELEASED	423294	ORA	JVM	JSM
07FE14	R	14	-	-		33106900 - SIZE (MM²) WAS 0.35 - 2	425431	APB	JVM	JFS
19FE15	R	15	-	-		13572757, 13572763-64 & 13791853 - ADDED TARNISH NOTE	428876	JVR	JVM	JSM

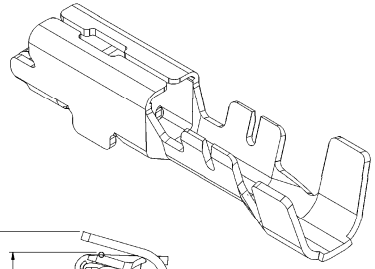

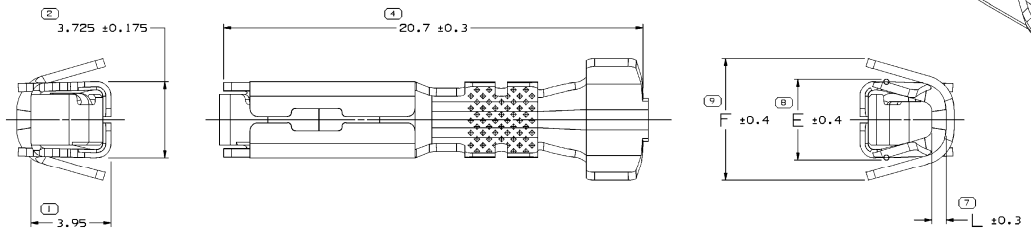

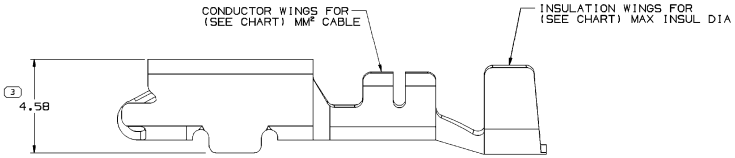

TYPE 101

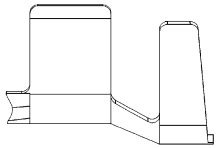

TYPE 102
SAME AS TYPE 101
EXCEPT AS SHOWN

NOTES

1. UNLESS OTHERWISE SPECIFIED AND/OR INDICATED:

   DIMENSIONS ARE TO FACE OF VIEW SHOWN AND AUTOMATICALLY ROUNDED BY COMPUTER FOR INSPECTION (SEE MATH MODEL FOR PRECISE DIMENSIONS). FOR ALL OTHER DIMENSIONS NOT SHOWN BUT REQUIRED FOR TOOL BUILD, SEE MATH MODEL FOR PRECISE TOOL PATH DATA.

2. RECOMENDED MATING BLADE - WITH 2.8 ±0.08 THICKNESS 0.825 ±0.035
3. DO NOT PROBE, TEST OR OTHERWISE CONTACT THE INTERIOR REGION (THE SPRING OR ANY MOVING PART) OF THIS TERMINAL. SEVERE DAMAGE CAN OCCUR, COMPROMISING THE PERFORMANCE OF THE ELECTRICAL INTERFACE.
4. TERMINAL 13572764 WHEN CRIMPED ONTO 5MM² 105 STRAND CONDUCTOR. CONDUCTOR WINGS MUST BE SOLDERED.
5. FOR TERMINALS PACKAGED & STORED IN THE APPROVED MANNER, TARNISH ON SILVER PLATED SURFACES WILL NOT AFFECT THE PERFORMANCE OF THE PART.

PARTS NO	REV	N/P	MAT'L SIZE	MAT'L SPEC	SIZE (MM²)	ID	DIA	TYPE	E	F	L
33106900	01	AA	0.406 X 32.54	SN PLATED COPPER ALLOY	0.35 - 0.8	-	1.3-2.1	101	3	4.7	0.5
13791853	02	AB	0.406 X 32.54	AG PLATED COPPER ALLOY	4 - 5	10	3.4-5.24	102	5.4	7.6	1
13572763	01	AE	0.406 X 32.54	AG PLATED COPPER ALLOY	3	12	3-3.81	101	4.6	6	0.7
13572764	01	AG	0.406 X 32.54	AG PLATED COPPER ALLOY	3 - 5	11	3-4.09	101	4.6	7.6	1
13572757	01	AE	0.406 X 32.54	AG PLATED COPPER ALLOY	1 - 2	15	2.05-3.43	101	3.7	6	0.7
15324341	02	AF	0.406 X 32.54	SN PLATED COPPER ALLOY	3	12	3-3.81	101	4.6	6	0.7
15324340	02	AF	0.406 X 32.54	SN PLATED COPPER ALLOY	3 - 5	11	3-5.33	101	4.6	7.6	1
15324339	02	AG	0.406 X 32.54	SN PLATED COPPER ALLOY	1 - 2	15	2.05-3.43	101	3.7	6	0.7
PLATED					CABLE						

3 PROCESS SENSITIVE DIMENSION

DIMENSIONS ENCLOSED IN ( ) INDICATE REFERENCE DIMENSIONS AND NO TOLERANCE LIMITS ARE ESTABLISHED

DIMENSIONAL RANGE (MM)		CHART D
FROM	0	>12
TO	12	
TOLERANCE UNLESS OTHERWISE SPECIFIED	±0.1	±0.2
ANGULAR TOLERANCE ±2°		

A LINE DRAWN THROUGH A PART NUMBER INDICATES THAT PHYSICAL PARTS ARE NOT AVAILABLE FOR ORDERING.

PART NUMBERS THAT DO NOT HAVE A LINE PRESENT INDICATE THAT PHYSICAL PARTS ARE AVAILABLE FOR ORDERING.

CONTACT DELPHI SALES TO ASSURE AVAILABILITY OF PARTS.

DWG TYPE: PART DRAWING

STYLE

VOLUME (CU?) | DISTR CODE

UNLESS OTHERWISE SPECIFIED

THIS DOCUMENT IS IN ACCORDANCE WITH ASME Y14.5M-1994 AS AMENDED BY ASME Y14.5M-1994 ADDENDUM 1 WITH THE TOLERANCING ADDENDUM-2001. SEPARATE PATTERNS OF FEATURES MAY BE MADE SEPARATELY REGARDLESS OF DATUM REFERENCES.

ALL DIMENSIONS ARE IN MILLIMETERS

REFERENCE

THIRD ANGLE PROJECTION

DO NOT SCALE
USE MATH DATA

NX

DELPHI

DELPHI CORPORATION
TROY, MI 48098

COPYRIGHT 1998 DELPHI CORPORATION AND/OR ITS AFFILIATES.
ALL RIGHTS RESERVED.
REVISED 2005
THIS DRAWING IS THE PROPERTY OF DELPHI CORPORATION AND CONTAINS DELPHI CONFIDENTIAL INFORMATION. THE REPRODUCTION, DISTRIBUTION AND UTILIZATION OF THIS DOCUMENT OR ITS RELATED CAD MATH DATA, AS WELL AS COMMUNICATION OF ANY CONTENT TO OTHERS, WITHOUT EXPRESS AUTHORIZATION, IS PROHIBITED.

		DATE
DR		
APVD1	MANUEL VEGA	22JN98
APVD2	MANUEL VEGA	22JN98
APVD3	O. GALLEGOS	27AU98
APVD4		
APVD5		

SUBSTANCES OF CONCERN AND RECYCLED CONTENT PER DELPHI (0949001)

MATERIAL
SEE CHART

DRAWING NAME
TAXI TERM F W/P 2B0

DRAWING NUMBER
15324365

SIZE	SCALE	FRAME NO	SHEET NO	STG	REV	N/P
A1	10:1	1 OF 1	1 OF 1	R	15	-

Part: 15324365
Dwg: 15324365-A0001-A001 Date: 12-Feb-15 Time: 08:28
Workspace: 15324365-A0001-A001