SYMBOL DEFINITION		
A DIMENSION WITHOUT AN INSPECTION REPORT SYMBOL (__) DOES NOT REQUIRE INSPECTION. IT MAY BE CONTROLLED ON THE INDIVIDUAL COMPONENT DRAWING.	TOTAL NO OF INSPECTIONS REQUIRED	15
	LAST NO. USED	15

MISSING SYMBOLS
NO MISSING SYMBOL NUMBER

DWG STATUS DATE	STG	REV	N/P	CHG	ZONE	REVISION HISTORY	AUTH	DR	APVD 1	APVD 2
09JN04	R	01	-	-		ALL PARTS - RELEASED	255802	ADK	ADK	JAB
10DE04	R	02	-	-		ALL PARTS - 0.48 +0.05/-0.075 WAS 0.48 +0.075/-0.05	261765	ADK	ADK	RC
29MR05	R	03	-	-		ALL PARTS - UPDATED PDM ATTRIBUTES; 15496301 - WAS TYPE 102	266344	MDH	JAA	RC
05JN07	R	04	-	-		ALL PARTS - UPDATED PDM ATTRIBUTES	401605	WHC	WHC	MJC
17OC08	R	05	-	-		13737284 - RELEASED	406420	MH	PYP	MH
01DE08	R	06	-	-		ALL PARTS - UPDATED MAT'L CALLOUT	406814	MH	PYP	MH
21AP10	R	07	-	-		ALL PARTS - UPDATED PDM ATTRIBUTES	410529	ARC	ARC	MAC
27AU10	R	08	-	-		ALL PARTS - ADDED PLATING NOTE, UPDATED MAT'L CALLOUT AND ADDED CONTACT AREA & CRIMP AREA COLUMNS ON CHART	411804	JRL	JRL	VMR
11OC10	R	09	-	-		ALL PARTS - UPDATED PLATING NOTES	412167	CBG	CBG	MAC
24FE12	R	10	-	-		ALL PARTS - UPDATED PDM ATTRIBUTES	417234	JCF	JVM	OAT
11MY12	R	11	-	-		ALL PARTS - UPDATED PDM ATTRIBUTES	418144	AJP	AJP	RAP

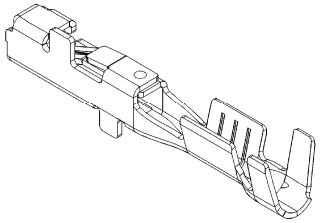

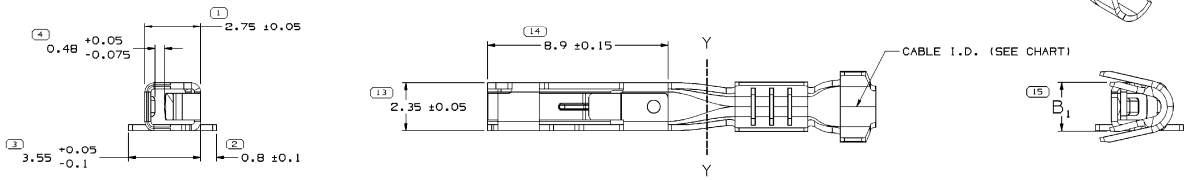

VIEW TO Y-Y

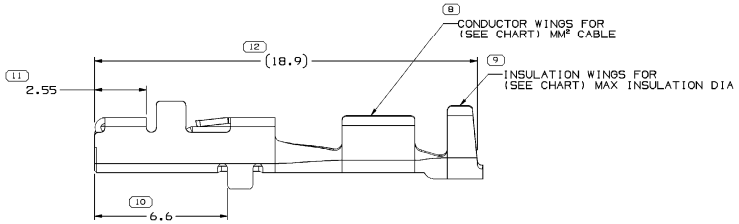

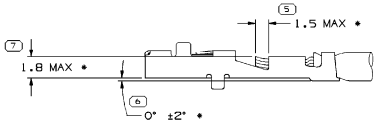

TERMINAL AND CABLE ALIGNMENT
SCALE 5:1

NOTES

1. UNLESS OTHERWISE SPECIFIED AND/OR INDICATED:

   DIMENSIONS ARE TO FACE OF VIEW SHOWN AND AUTOMATICALLY ROUNDED BY COMPUTER FOR INSPECTION (SEE MATH MODEL FOR PRECISE DIMENSIONS). FOR ALL OTHER DIMENSIONS NOT SHOWN BUT REQUIRED FOR TOOL BUILD, SEE MATH MODEL FOR PRECISE TOOL PATH DATA.

2. * DENOTES DIMENSIONS MADE AT CUT-OFF AND CRIMP DIE.

3. DO NOT PROBE, TEST OR OTHERWISE CONTACT THE INTERIOR REGION (THE SPRING OR ANY MOVING PART) OF THIS TERMINAL. SEVERE DAMAGE CAN OCCUR, COMPROMISING THE PERFORMANCE OF THE ELECTRICAL INTERFACE.

4. PLATING TYPE:
   I. REFLOW TIN 1.9-3.3 MICROMETERS THICK WITH A COPPER UNDERPLATE 0.5 MICROMETER TO 1.0 MICROMETER THICK.

   PLATING TYPE INFORMATION SHOWN ABOVE IS REFERENCE ONLY. PLATING REQUIREMENTS ARE CONTAINED IN APPLICABLE MATERIAL SPECIFICATION.

PART NO	REV	N/P	STATUS	MAT'L SIZE	MAT'L DESCRIPTION	SIZE (MM²)	ID	DIA	TYPE	$B_{\pm 0.2}$	CONTACT AREA PLATING TYPE (SEE NOTE 4)	CRIMP AREA PLATING TYPE (SEE NOTE 4)
13737284	01	AF	-	0.3 X 27.38	COPPER ALLOY	0.22 - 0.13	25	0.81 - 1.1	102	1.8 ±0.15	1	1
15496301	01	AJ	-	0.3 X 27.38	COPPER ALLOY	0.35 - 0.5	21	1.85 - 1.2	101	2.1	1	1
15496302	01	AJ	-	0.3 X 27.38	COPPER ALLOY	0.75 - 1	17	2.25 - 1.7	101	2.65	1	1

(13) PROCESS SENSITIVE DIMENSION

DIMENSIONS ENCLOSED IN ( ) INDICATE REFERENCE DIMENSIONS AND NO TOLERANCE LIMITS ARE ESTABLISHED

DIMENSIONAL RANGE (MM)		CHART D
FROM	0	>12
TO	12	
TOLERANCE UNLESS OTHERWISE SPECIFIED		
±0.1		±0.2
ANGULAR TOLERANCE ±2°		

DWG TYPE: PART DRAWING

STYLE

VOLUME (CUF)

DISTR CODE

UNLESS OTHERWISE SPECIFIED

THIS DOCUMENT IS IN ACCORDANCE WITH ASME Y14.5M-1994 AS AMENDED BY ASME Y14.5M-1994 ADDENDUM ONE, DIMENSIONING AND TOLERANCING ADDENDUM - 1995. ALL GEOMETRIC TOLERANCES AND RELATED DATUMS APPLY RFS. RULE #1(PERFECT FORM AT MMC) DOES NOT APPLY WHEN RELATIONSHIP BETWEEN FEATURES IS ESTABLISHED BY ORIENTATION OR LOCATION TOLERANCES. SEPARATE POSITION CALLOUTS MAY BE SHARED SEPARATELY, REGARDLESS OF DATUM REFERENCE.
ALL DIMENSIONS ARE IN MILLIMETERS

REFERENCE: 12191810

THIRD ANGLE PROJECTION

DO NOT SCALE

USE MATH DATA

NX

DELPHI

DELPHI PACKARD ELECTRICAL/ELECTRONIC ARCHITECTURE
WARREN, OH

DR		DATE
APVD1	ADAM D. KIMBERLIN	09JN04
APVD2	ADAM D. KIMBERLIN	09JN04
APVD3	J. BUTLER	09JN04
APVD4		
APVD5		

SUBSTANCES OF CONCERN AND RECYCLED CONTENT PER DELPHI (0949001)

MATERIAL: SEE CHART

DRAWING NAME: TAXI TERM F GT 150

DRAWING NUMBER: 15496996

SIZE	SCALE	FRAME NO	SHEET NO	STG	REV	N/P
A1	10:1	1 OF 1	1 OF 1	R	11	-

User: rcjin
Path: 15496996-A001-A001
Workscope:

Date: 13-May-12 Time: 02:27